

The
CHANDLER
&—PRICE CO.

PRINTING
MACHINERY
and
EQUIPMENT




Carried in stock by the first-appointed New England Selling Agent
Samuel Stephens on the Square
[Fort-Hill Square] 174 HIGH STREET, corner of
BATTERYMARCH ST., Boston, Mass.

ncol 408

1-13

25

PRINTING MACHINERY AND EQUIPMENT



Manufactured by
THE CHANDLER & PRICE CO. Cleveland



The factory of The Chandler & Price Company, covering about four acres of floor space, is the largest factory in the world devoted to the manufacture of Job Presses and Paper Cutters. Land and buildings are both owned by the Company; The Chandler & Price Company is a permanent institution.

This book was designed by The Corday & Gross Company, of Cleveland, Ohio, and printed on Chandler & Price Gordon Presses. Paper, plates and type are of average high quality. Make ready and press work represent neither unusual experience nor exceptional effort. Work of this kind can be produced on the Chandler & Price Press by any practical printer who works with quality in mind.

FOUNDED ON A ROCK



THIS BOOK goes to print, the total number of Gordon Presses made by The Chandler & Price Company is in excess of 55,000. Thousands of print shops, all over the world, number Chandler & Price Gordon Presses in their equipment; many shops have them to the exclusion of all others. A whole army of printers, each working day, turn out the product of their craft on these presses.

Although the first Chandler & Price Gordon Press was made more than thirty years ago, more than forty thousand of the total number built are still in daily use. And the greater part of those not in use today have been destroyed through fire and accident.

No manufacturer can have a more enviable record—a more convincing endorsement of the quality and capacity for service that are built into his product.

The Chandler & Price Company is founded on a rock—the rock of quality and service. Since the first press built by the Company, this has been the guiding principle, “That no piece of machinery built by them is good enough as long as there is a possible chance of making it better.”

We have succeeded in making our product the standard for all others. But in spite of that fact, we are constantly striving for improvement.

Our goal has been to build a press of simple, but perfect design, easy to run but capable of doing its work rapidly and well, built of such material and with such conscientious workmanship that long wear


and freedom from repair would be assured; and to combine with these a service that always recognizes first the interest of the man who runs the press.

Ninety per cent of the print shops in America have adopted the Chandler & Price Gordon as standard equipment for job work, and the popularity of this press in foreign countries is constantly growing. In almost every year since the Company was established, the number of Chandler & Price Gordon Presses built has shown a marked increase.

We need go no further to prove to you that the fundamental principles of our business have been well chosen, and that they have been successfully followed. They have merited and received an almost universal stamp of approval.



CHANDLER & PRICE GORDON PRESSES



THE TEST of any machine—the proof that it is designed right and built right—is its record in actual use. Mechanical details are not important unless each contributes to the greater efficiency of the machine as a whole. But every detail of construction, no matter how insignificant, is vital if it makes the whole machine do its work better and more easily.

The
Test of
Service

The Old Series Chandler & Price Press was a thoroughly substantial and efficient piece of machinery. Thousands of these presses are in daily use now, after ten, fifteen and even twenty years of continuous service, proving their correctness of theory, their accuracy of design and their conscientious construction.

The Old
Series
Press

The New Series Chandler & Price Press embodies the same well-established fundamental principles, worked out along more advanced and modern lines of construction. The New Series Press is its predecessor, improved to meet the more exacting conditions in the print shop of today.

The New
Series
Press


The New Series Press is of simpler, more compact and sturdier construction. The added strength gives a better impression and adds to the life of the press. Compactness brings the platen and the bed closer to the floor, making the press easier to feed and more accessible for change of form, make-ready and wash-up.

Why It
Is Better

The greater strength of the press, with its widened small head and large gear cam wheel and heavier side arms, increases its capacity for squeeze and heavy work.

Larger rocker journals, longer crank shaft bearings, hardened wrist pins and cam roller and stud, prolong the life of the press.

The milled feet insure a level, steady position and prevent rocking or cramping of shafts. The combined gear and pinion guard eliminates the possibility of soiling the paper through contact with the gear, protects the feeder from accidents, and meets the requirements of state and liability insurance inspectors. The fly wheel is smaller, making it easier to handle heavy forms or stock.



Semi-Steel Gear Wheel, with Hardened Steel Segment inserted in Raceway where wear is greatest

The New Series Press is built for efficiency and economy in operation, for absolute dependability, and for lasting wear. Its record in service proves that these results have been accomplished.

Each press is designed to carry a full form of type matter; its capacity is limited only by the size of chase. And in any print shop, Chandler & Price Gordons are the busiest presses, and therefore the most profitable.

Distribution
of Ink

The large disc, on which the rollers cover practically the entire inking surface, insures a thorough distribution of ink with the regular equipment. For extra quality work the new vibrating roller should be specified. By a side to side movement, the vibrator spreads the ink evenly over the form rollers as they pass over the form. This makes it possible to secure perfectly even shade and distinctness on straight lines and half tones.

Fountains

Best results are always secured through the use of a fountain, and we recommend it as a means of saving time and getting greater efficiency.

The Chandler & Price Long Fountain is inexpensive, simple in construction and easy to operate. It extends the full width of the disc, and is a valuable aid in getting perfect distribution.

The New Series Short Fountain is a still less expensive device of simpler construction. The roller is larger and wider than that usually found in small fountains, and the fountain itself is very easy to adjust and clean.

Ease of
Make
Ready


Job press work is usually in short runs, and frequent make ready is necessary. Ease and quickness of make ready are therefore highly important to the printer.

The Chandler & Price Press opens wide, so that both bed and platen are readily accessible for make ready and wash-up. The inking device is so simple that changing inks is easily accomplished.


Both type bed and platen are carefully machined, to insure their being accurate and true. There are no inaccuracies to be overcome in make ready.

Impression

Chandler & Price Presses have the right weight and power, with correct balance and adjustment, to produce a clear, even impression. The extra weight and strength—



Chandler & Price Long Fountain



New Series Short Fountain

these presses are three to five hundred pounds heavier than others of the same type—are so evenly distributed and so nicely balanced that excess power is not required, and the press runs smoothly without resistance in any part.

The perfect mechanical device is that which does efficient work with the smallest number of parts—the simplest construction. In Chandler & Price Presses, the smallest screw or bolt is essential; there is not a single unnecessary part. Absence of mechanical complications makes the press easy to install and to keep in perfect working order. Simplicity

This simplicity of construction, together with the use of only the highest quality raw materials, is assurance of long and faithful service.

The correct height of the press, its general accessibility, and the fact that the platen, when opened to its widest point, remains stationary a sufficient length of time to change the sheet, make the Chandler & Price Gordon the easiest press to feed. The platen rests at the proper angle for removing the printed sheet and receiving the fresh one without unnecessary motion. This facilitates unusually rapid feeding without sacrificing the quality of the press work. Making
Work Easy


Chandler & Price Presses are standard equipment for job work in almost every part of the country, and it is a simple matter to get pressmen who are entirely familiar with their operation.

Almost any new press, when properly operated, will turn out work of a high grade. It is usually after a poorly built press has been run for some time that defects in its construction appear. It has always been the unvarying principle of The Chandler & Price Company to build a press that will stand up after years of hard service, and continue to do quality work throughout its long life. Our strongest recommendation lies in the fact that while more than 55,000 presses of our manufacture have been marketed, not one has ever been returned on account of defect in material or workmanship. Long Life
of the
Press

The important parts of Chandler & Price Gordon Presses are machined on specially designed equipment. Only the best materials are used; every shaft and bearing is carefully machined and exactly fitted in place; all running shafts are ground to an accuracy of $\frac{1}{2}$ of one thousandth of an inch; every strain is carefully balanced to avoid uneven wear; there is no play or looseness in any part of the machine. Properly
Constructed

The Chandler & Price pressman is never required to spend extra time for make ready, nor does he turn out inferior work because of an improperly built press.

All parts of the Press are made with jigs, to insure their being interchangeable. When it becomes necessary to replace a part, the repair man can be certain that the new part will fit the machine. Our service insures prompt shipment of any new part that may be required. Repair Parts



CHANDLER & PRICE NEW SERIES PRESS—8 x 12

THE NEW SERIES PRESS, 8 x 12

FOR small forms where speed is desirable, this press is most productive. It offers the same speed as any other press of its size, but has greater capacity, since it will accommodate a type form the full size of the chase. Its ease of feeding makes possible very rapid operation without sacrificing the quality of the press work; and the press itself is sturdily built, to give long service under hard conditions.

This press handles profitably and economically those small jobs which make up so important a part of the day's work.

SPECIFICATIONS

Standard Equipment consists of Single Disc, Throw-off, Depressible Grippers, Three Semi-Steel Chases, Two Wrenches, Six Roller Stocks, Brayer, Six Roller Trucks, Treadle and Crank Shaft and Combined Gear and Pinion Guard.

Dimensions of Chase	Inside, 8" x 12"; Outside, 10 $\frac{1}{4}$ " x 13 $\frac{3}{8}$ "
Dimensions of Platen	9 $\frac{1}{2}$ " x 14 $\frac{3}{8}$ "
Diameter of Disc	13 $\frac{3}{4}$ "
Diameter of Fly Wheel	32"; Face 2 $\frac{1}{4}$ "
Revolutions to one impression	4
Diameter of Driving Pulley (Regular Power Fixtures)	12"; Face 2 $\frac{1}{2}$ "
Diameter of Driving Pulley for Electric Drive with Motor Bracket Equipment	26"; Face 2 $\frac{1}{2}$ "
Power recommended to drive Press	$\frac{1}{4}$ H. P.
Height of Feed Tables from Floor	Upper, 40 $\frac{1}{2}$ "; Lower 34"
Space through which Press will pass	Assembled, 36"
Partially Stripped, (Crank Shaft and Throw-Off Lever removed)	27"
Entirely Stripped, (Main Shaft, Small Head and Lock Cam, Large Gear Cam Wheel and Bed removed)	18"
Weight	1050 lbs.; Boxed for shipment, 1250 lbs.
Dimensions, boxed	35" x 40" x 54"
Maximum Speed recommended, impressions per hour	2600
Roller Trucks Standard Diameter	1 $\frac{1}{8}$ "
Roller Trucks can be furnished either	$\frac{1}{8}$ " or $\frac{1}{8}$ " oversize, or $\frac{1}{8}$ " or $\frac{1}{8}$ " undersize
Rollers should be cast	1 $\frac{1}{2}$ " in diameter
Floor Space	40 $\frac{1}{2}$ " x 48"
Main and Back Shafts are of Steel, diameter	2 $\frac{3}{8}$ "
Side Arms are of Steel Drop Forged.	
If Press is to be driven by friction, specially Milled Fly Wheel should be specified.	
Large Gear Cam Wheel is of Semi-Steel.	
Upon ruled forms, oversize Trucks and Roller Bearers are recommended.	
Extra Attachments not included as Standard Equipment:—Side Power Fixtures, New Series Short Fountain, C. & P. Long Fountain, Vibrating Distributor, Motor Bracket Equipment; Steel Skeleton Chase, inside dimensions 8 $\frac{1}{2}$ " x 12 $\frac{1}{2}$ "; Spider Chase, inside dimensions 4" x 6".	



CHANDLER & PRICE NEW SERIES PRESS—10x15

THE NEW SERIES PRESS, 10x15


A HIGH standard of excellence in press work is a marked characteristic of all Chandler & Price Presses. The construction of the press is theoretically and practically correct and its simplicity makes it the best for the day's work in any shop.

Many print shops consider this the most generally useful size of Gordon press. While it will accommodate a good sized form, its ability to run at high speed makes it an economical press for the smallest forms as well.

SPECIFICATIONS

Standard Equipment consists of Single Disc, Throw-off, Depressible Grippers, Three Semi-Steel Chases, Two Wrenches, Six Roller Stocks, Brayer, Six Roller Trucks, Treadle and Crank Shaft and Combined Gear and Pinion Guard.

Dimensions of Chase	Inside, 10" x 15"; Outside, 12½" x 17"
Dimensions of Platen	11¼" x 18½"
Diameter of Disc	17¼"
Diameter of Fly Wheel	35½"; Face 2¼"
Revolutions to one impression	6
Diameter of Driving Pulley (Regular Power Fixtures)	13½"; Face 2½"
Diameter of Driving Pulley for Electric Drive with Motor Bracket Equipment	22"; Face 2½"
Power recommended to drive Press	⅞ H. P.
Height of Feed Tables from Floor	Upper, 40⅞"; Lower 35¼"
Space through which Press will pass	Assembled, 43"
Partially stripped, (Crank Shaft and Throw-Off Lever removed)	31½"
Entirely Stripped, (Main Shaft, Small Head and Lock Cam, Large Gear Cam Wheel and Bed removed)	21½"
Weight	1500 lbs.; Boxed for shipment, 1800 lbs.
Dimensions, boxed	46" x 40" x 61"
Maximum Speed recommended, impressions per hour	2300
Roller Trucks Standard Diameter	1½"
Roller Trucks can be furnished either	⅛" or ⅜" oversize, or ⅛" or ⅜" undersize
Rollers should be cast	1¾" in diameter
Floor Space	47" x 55"
Main and Back Shafts are of Steel, diameter	3⅝"
Side Arms are of Steel Drop Forged.	
If Press is to be driven by friction, specially Milled Fly Wheel should be specified.	
Upon ruled forms, oversize Trucks and Roller Bearers are recommended.	
Large Gear Cam Wheel is of Semi-Steel with Hardened Steel Segment in Raceway.	
Extra Attachments not included as Standard Equipment:—Side Power Fixtures, New Series Short Fountain, C. & P. Long Fountain, Vibrating Distributor, Motor Bracket Equipment; Steel Skeleton Chase, inside dimensions 10½" x 15½"; Spider Chase, inside dimensions 5" x 8".	



CHANDLER & PRICE NEW SERIES PRESS—12×18

THE NEW SERIES PRESS, 12 x 18

IN many a shop, this press is the one that is always busy. It will handle efficiently the larger forms of job work, and is in general use for running double or triple forms of smaller size. This means a big saving in the time required for printing small work.

For an all around press, the 12x18 is exceptional in its general usefulness. Its capacity is limited only by its size, and it produces perfect press work on a full size type form.

SPECIFICATIONS

Standard Equipment consists of Single Disc, Throw-off, Depressible Grippers, Three Semi-Steel Chases, Two Wrenches, Six Roller Stocks, Brayer, Six Roller Trucks, Treadle and Crank Shaft and Combined Gear and Pinion Guard.


Dimensions of Chase	Inside, 12" x 18"; Outside, 15 $\frac{3}{8}$ " x 20 $\frac{1}{2}$ "
Dimensions of Platen	13 $\frac{3}{8}$ " x 21 $\frac{3}{4}$ "
Diameter of Disc	20 $\frac{3}{8}$ "
Diameter of Fly Wheel	35 $\frac{1}{2}$ "; Face 2 $\frac{1}{4}$ "
Revolutions to one impression	7
Diameter of Driving Pulley (Regular Power Fixtures)	13 $\frac{1}{2}$ "; Face 2 $\frac{1}{2}$ "
Diameter of Driving Pulley for Electric Drive with Motor Bracket Equipment	24"; Face 2 $\frac{1}{2}$ "
Power recommended to drive Press	$\frac{1}{2}$ H. P.
Height of Feed Tables from Floor	Upper, 40 $\frac{1}{2}$ "; Lower 36 $\frac{1}{2}$ "
Space through which Press will pass	Assembled, 46"
Partially Stripped, (Crank Shaft and Throw-Off Lever removed)	36"
Entirely Stripped, (Main Shaft, Small Head and Lock Cam, Large Gear Cam Wheel and Bed removed)	25 $\frac{1}{4}$ "
Weight	2100 lbs.; Boxed for shipment, 2400 lbs.
Dimensions, boxed	42" x 52" x 63"
Maximum Speed recommended, impressions per hour	1800
Roller Trucks Standard Diameter	1 $\frac{1}{8}$ "
Roller Trucks can be furnished either	$\frac{1}{16}$ " or $\frac{1}{8}$ " oversize, or $\frac{1}{16}$ " or $\frac{1}{8}$ " undersize
Rollers should be cast	2" in diameter
Floor Space	55 $\frac{1}{2}$ " x 60"
Main and Back Shafts are of Steel, diameter	3 $\frac{3}{8}$ "
Side Arms are of Steel Drop Forged.	

If Press is to be driven by friction, specially Milled Fly Wheel should be specified.

Upon ruled forms, oversize Trucks and Roller Bearers are recommended.

Large Gear Cam Wheel is of Semi-Steel with Hardened Steel Segment in Raceway.

Extra Attachments not included as Standard Equipment:—Side Power Fixtures, New Series Short Fountain, C. & P. Long Fountain, Vibrating Distributor, Motor Bracket Equipment; Steel Skeleton Chase, inside dimensions 12 $\frac{1}{2}$ " x 18 $\frac{1}{2}$ " or 13" x 19"; Spider Chase, inside dimensions 6" x 9".



CHANDLER & PRICE NEW SERIES PRESS—14½ x 22

THE NEW SERIES PRESS, 14½ x 22

THIS is the largest Chandler & Price Gordon. Its size makes it a valuable and profitable equipment for any printer. Ample in capacity for double forms of small jobs, it will take the larger sheets as well, and its greater strength and weight make it the ideal press for printing on heavy stocks.

In many cases this press will do economically the work of a more expensive cylinder press. Its press work is perfect for all forms up to the size of the chase, including the heavy and hard-to-print cover stocks.

On special order the feeding capacity can be increased to 35 inches, and the chase capacity to 15 x 24 inches, adapting it to printing folding boxes and other large sheets.

SPECIFICATIONS

Standard Equipment consists of Single Disc, Throw-off, Depressible Grippers, Three Semi-Steel Chases, Two Wrenches, Eight Roller Stocks, Brayer, Eight Roller Trucks, Treadle and Crank Shaft and Combined Gear and Pinion Guard.

Dimensions of Chase	Inside, 14½" x 22"; Outside, 17⅞" x 24½"
Dimensions of Platen (Platen is equipped with Five Impression Screws)	15⅞" x 25⅞"
Diameter of Disc	24¼"
Diameter of Fly Wheel	35½"; Face 2¼"
Revolutions to one impression	8
Diameter of Driving Pulley (Regular Power Fixtures)	13½"; Face 2½"
Diameter of Driving Pulley for Electric Drive with Motor Bracket Equipment	24"; Face 2½"
Power recommended to drive Press	¾ H. P.
Height of Feed Tables from Floor	Upper, 41½"; Lower, 36"
Space through which Press will pass	Assembled, 51"
Partially Stripped, (Crank Shaft and Throw-Off Lever removed)	40"
Entirely Stripped, (Main Shaft, Small Head and Lock Cam, Large Gear Cam Wheel and Bed removed)	29¼"
Weight	2700 lbs.; Boxed for shipment, 3100 lbs.
Dimensions, boxed	46" x 56" x 67"
Maximum Speed recommended, impressions per hour	1500
Roller Trucks Standard Diameter	1⅛"
Roller Trucks can be furnished either	⅛" or ¼" oversize, or ⅛" or ¼" undersize
Rollers should be cast (Four Form Rollers are provided)	2" in diameter
Floor Space	62½" x 67"
Main and Back Shafts are of Steel, diameter	3¾"
Side Arms are of Steel Drop Forged.	
If Press is to be driven by friction, specially Milled Fly Wheel should be specified.	
Upon ruled forms, oversize Trucks and Roller Bearers are recommended.	
Large Gear Cam Wheel is of Semi-Steel reinforced with Hardened Steel Segment, Raceway is extra deep providing increased Bearing Surface for Cam Roller. The Small Head and Lock Cam is also of Semi-Steel.	
Extra Attachments not included as Standard Equipment:—Side Power Fixtures, New Series Short Fountain, C. & P. Long Fountain, Vibrating Distributor, Motor Bracket Equipment; Steel Skeleton Chase, inside dimensions 15" x 22½"; Spider Chase, inside dimensions 8" x 12".	

CHANDLER & PRICE GALLEY PROOF PRESS

THIS is a thoroughly strong and substantial galley proof press, with a convenient closed box under the bed for ink and paper. The roller is large and heavy and is covered with best felt blanket.

No. 1, 10x31 inches


With frame Weight, boxed . 285 lbs.

Without frame Weight, boxed . 200 lbs.

No. 2, 16x31 inches

With frame Weight, boxed . 375 lbs.

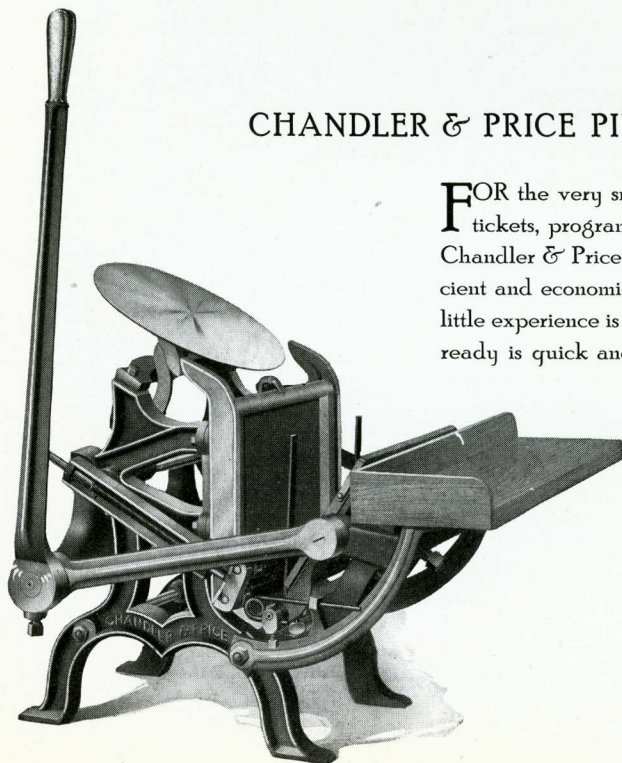
Without frame Weight, boxed . 275 lbs.



CHANDLER & PRICE PILOT PRESS

FOR the very small job—small run of cards, tickets, programs, menus and the like—the Chandler & Price Pilot Press is thoroughly efficient and economical. It is so simple that very little experience is required to operate it. Make ready is quick and easy, and the press work is

unusual for so small a machine. This press will earn a profit in any job office, and it is specially adapted for use whenever a printing shop is not available.

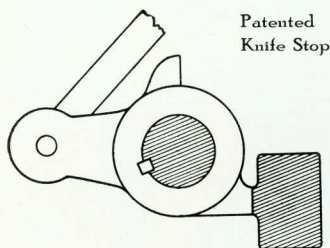


Inside Chase Measurement
6½x10 inches


Weight, boxed . . 200 lbs.

CHANDLER & PRICE PAPER CUTTERS

THE essential features of a paper cutter are accuracy, ease of operation, rigid construction and durability. During the twenty years in which paper cutters have been made by the Chandler & Price Company, these vital considerations have never been overlooked. The design of these cutters is so efficient and practical that it has influenced the entire business of building such machines.



Chandler & Price feature, saves both cutting-stick and paper. The knives are made from the best tool steel, and ample housings prevent deflections through wear, and make frequent adjustments unnecessary.



Worm and Gear Drive

Gauges are carefully squared with the knife, and the back gauge extends to within one inch of the side gauge, so that small stock cannot slide by. Each machine is tested, both with standard gauges and by the actual trimming of paper, before it is delivered. The back gauge and the clamp interlock, clamping as narrow as $\frac{5}{8}$ of an inch.

The adoption of the worm and gear drive for power cutters has made possible a simpler and more efficient machine which is more economical to operate.

As with Chandler & Price Presses, a full stock of interchangeable repair parts is maintained.



CHANDLER & PRICE LEVER CUTTER

CHANDLER & PRICE LEVER CUTTERS

THE sturdy construction of this cutter greatly increases its life, insures the accuracy of its work, and at the same time, the weight is so evenly balanced that the cutter is remarkably easy to operate.

The heavy side frames, top and bottom braces, and bed give the Chandler & Price Lever Cutter its great strength. The extra long lever, hung low on the machine, gives maximum leverage.

The counter balance weight for the knife—at the back of the cutter—gives just the proper balance for easy operation and the patented knife stop protects both cutting-stick and paper.


A particular feature of the 30" and 32" cutters is that the frame is milled, drilled and tapped for the attachment of the worm and gear drive, should it be desired to change them into power cutters. This is of special interest to small shops which are rapidly growing, or to those which are just starting up. It provides ample increase of capacity for a growing business.

The cutter is clean cut, compact in design, easy to keep clean and free from clippings. It possesses in a marked degree the essential features of simplicity, strength, durability and ease of operation.

SIZES AND WEIGHTS

23" Chandler & Price Cutter, Skidded	950 lbs.
26" Chandler & Price Cutter, Skidded	1100 lbs.
30" Chandler & Price Cutter, Skidded	1600 lbs.
32" Chandler & Price Cutter, Skidded	1650 lbs.

Both 30" and 32" sizes are equipped with traveling band gauges.



CHANDLER & PRICE POWER CUTTER

CHANDLER & PRICE POWER CUTTERS

THE same rigid construction which has made Chandler & Price Lever Cutters so popular has insured the permanent success of the Power Cutter. Worm and Gear drive—the most efficient and economical—provides a constant, even and smooth flow of power delivered at the knife. The driving mechanism is attached to the lower frame where it is out of the way. The worm wheel travels without noise or friction in an oil bath, and its casing, besides being a protection from dirt and clippings, affords a two-bearing support for the worm shaft.

The knife mechanism is simple and always in absolute control of the operator. The positive clutch requires no adjustments and cannot get out of order, while the safety catch eliminates all danger of repeating.

Accurate brass rules are laid in the cutting bed and all sizes are provided with traveling band gauges. The speed of the cutter is twenty cuts per minute, or faster if desired.

SPECIFICATIONS


	30 INCH	32 INCH	34 INCH
Shipping Weight	1900 lbs.	2000 lbs.	2100 lbs.
Floor Space, Width	58"	60"	62"
Floor Space, Depth	61"	63"	65"
With Table off will pass through opening	34"	34"	34"
Pulley, Diameter	13½"	13½"	13½"
Pulley, Speed—Revolutions	450	450	450
Pulley, Face	2½"	2½"	2½"
Pulley, Belt Width	2¼"	2¼"	2¼"
Horse Power Recommended	2	2	2
Number of Cuts per Minute	20	20	20
Knife Raises	3¾"	3¾"	3¾"
Binder Raises	3½"	3½"	3½"
Height of Cutting Table from Floor	34"	34"	34"
Width of Cutting Table	30½"	32½"	34½"

All Cutters are equipped with Traveling Band Gauge and Two-piece Back Gauge.

Three-piece Back Gauge will be furnished when desired.

Motor Bracket is an extra attachment not included in Standard Equipment.


SPECIAL EQUIPMENT



LEAD AND RULE CUTTER

A SIMPLE but perfect design makes this cutter ideal for the printer. The bed is almost vertical, with a raised girdle along its lower edge, allowing the lead or rule to fall into proper position by gravity. This guarantees a square cut, and the careful graduation of the guide—to 12 point ems—insures accuracy. The gauge may be reversed for cutting long leads, and is fitted with a latch and thumb screw to hold it in position. Gauge 14 inches, 0 to 85 ems.

Weight, boxed 15 lbs.




BENCH CUTTER

THIS cutter offers the four essential features of a small cutter—ease of operation, accuracy, speed and safety. It is equally as efficient as the larger and more costly machines for small stock, and will accommodate a sheet 19 inches wide by 24 inches long, back of the knife. The knife itself raises $2\frac{3}{4}$ inches. The extra long lever and the perfect knife action provide a maximum of power without undue strain on the machine. Cutter may be obtained either with or without pedestal.

Shipping Weight, with Pedestal . . 530 lbs.

Shipping Weight, without Pedestal . 340 lbs.



VIBRATING ROLLER


THE vibrating roller is a simple device for providing a better distribution of ink for the higher grades of work. It saves time by making double rolling unnecessary on heavy forms and through its perfect distribution, economizes in ink. It is easy to place in position or remove, and constantly renews the supply of ink as the form rollers pass over the form.

SPECIAL EQUIPMENT

OVERHEAD FIXTURES


COMPLETE sets of overhead fixtures are furnished, with countershaft, hangers, drive pulley and cone pulleys for regulating speed. Exact size of line shaft and number of revolutions should be given when ordering this equipment.

7 x 11 ins., 8 x 12 ins. or 10 x 15 ins. (Eighth or Quarter Medium)	
3 Speeds, Solid Cone Pulleys	\$15.00
3 Speeds, Split Cone Pulleys	17.25
4 Speeds, Solid Cone Pulleys	18.00
4 Speeds, Split Cone Pulleys	21.00
14½ x 22 ins. (Half Medium) Split Cone Pulleys	24.00



MOTOR BRACKET

THE value of the motor bracket is obvious. It keeps the motor off of the floor and out of the dust, saves a foot or two of space for each press, and makes each press a complete unit, with its own power plant. Motor and press cannot get out of alignment, the belt stays on and is easily tightened, and the entire machine is perfectly balanced. The bracket is furnished either with or without a drive pulley, and can be attached to any New Series Press in a few minutes.



STEEL ROLLER BEARERS

TO insure a perfectly true and even surface that will admit of smooth running and not destroy or damage the rollers, Chandler & Price Roller Bearers are made type high, of very high grade steel.


5 x 9 ins., Pair \$0.35	8 x 12 ins., Pair \$0.45	13 x 19 ins., Pair \$0.75
6½ x 10 ins., Pair .40	10 x 12 ins., Pair .50	14 x 20 ins., Pair .90
7 x 11 ins., Pair .40	11 x 17 ins., Pair .60	14½ x 22 ins., Pair .90
	12 x 18 ins., Pair .75	




DUPLEX DISC

MANY times it is possible to save the time and cost of an extra impression and wash-up by using an inking device that will carry two colors at one time. The Chandler & Price Duplex Disc has been successful in accomplishing this result, without the necessity of mechanical complications.

8 x 12 ins. \$40.00	10 x 15 ins. \$45.00	12 x 18 ins. \$50.00
---------------------	----------------------	----------------------



CHANDLER & PRICE SERVICE



THE purchaser of a Chandler & Price Machine receives more than the machine itself. It has never been a principle of the Company to consider a sale as a closed incident when the article sold has been delivered. We have considered it our responsibility to see that each piece of machinery gives efficient and satisfactory service.

Every piece of machinery bearing our name is guaranteed to be free from defect in material or workmanship, to be correct in design and reliable in construction. We guarantee that each machine, if properly cared for, and not incapacitated by accident, will give long and faithful service.

To guard against possible delays through accident, we keep in stock, ready for immediate shipment, repair parts for each machine, and make these parts interchangeable, so that they may be placed without loss of time, and generally without the services of an expert machinist.

And back of this guarantee, as further assurance to our customers, is the reputation of The Chandler & Price Company, which for thirty years has successfully maintained the highest standard of quality for Printing Machinery.



SAMUEL STEPHENS
BOSTON, MASS.
SELLING AGENTS